

# DAV POLICE PUBLIC SCHOOL JHAJJAR

## Holiday Homework

### Class - I



## Parents corner

Dear Parents

Summer Vacation is a time for the children to enjoy and relax . These days are precious. We should always remind ourselves that children will not remember us for the gifts we shower upon them but will always cherish the time we spent with them. Its time to nurture young minds, inculcate moral values and narrate family anecdotes to keep them in touch with their roots.

1. To make your child aware of the surroundings and build up his vocabulary, take your child to the neighbourhood places like:- Mother dairy, Post Office, Petrol Pump, grocer etc. While travelling ask your child what he/she sees around them.
2. We are helping your child to be independent, try helping him/her in learning the following. This would take your ward a step closer to become independent:-
  - (a) Toilet habits.
  - (b) Folding of mat & Apron.
  - (c) Opening & closing of Bottle & Bag.
  - (d) Spreading of Napkin & wearing of Apron.
  - (e) Buttoning of shirt.
  - (f) Taking care of his/her belongings.
3. It's important that we involve our children in our day to day chores. Try taking his/her help in:-
  - Dusting the Table & Chairs.
  - Putting things back in place.
  - Washing of Fruits & Vegetables.
4. Take your child for a nature walk. Guide them to observe things, their colour, size, shape etc. Choose any 1 (eg:- leaf, flower, tree, worm etc.) Draw & colour the same on A3/A4 size sheet, laminate the sheet and make a table mat.
5. Read out a story to your child every day before going to bed, this shall create his interest in reading.



# STUDENTS CORNER

Name.....

Class.....

Hurray!! It's Holiday Time, Time to enjoy & relax, but we should remember few important things:-

1. Get up early in the morning.
2. Wish our elders daily.
3. Go for a walk in the park.
4. Help our elders.
5. Keep our room neat & clean.
6. Take care of our things.
7. Water the plants daily.
8. We should not go out & play in the sun.
9. We should take plenty of liquids in summers like Water, juices & shakes.
10. Watching too much TV is not good for eyes. An hour in the Morning and an hour in the evening is enough.
11. Try to converse in English.





### **1. My Special Day with Dad**

“Father’s Day - Sunday, 19 June 2022”

“My Dad is so special, he is so strong & smart . That’s why i love him so with all my little heart”.

Along with reading work, some written work is also planned. Some work book pages are mentioned below from their respective subjects –

**Kindly ensure that the holiday homework is completed by students under your guidance.**

English – Pg. No. – 3, 4,

Hindi – Pg. No. – 21, 22, 23, 24, 25, 26

EVS – Pg. No. – 53, 54, 55

G.K. – Pg. No. – 69, 70

### **Note:**

As you know that the 1st Week of July is celebrated as (Van Mahotsav) so, on this fiesta of Forests , English Poem Recitation competition will be held with a theme of Mother Nature so do prepare your ward for the competition in these summer vacations.

The judgement criteria will be - content, presentation, fluency confidence.



# D.A.V. Police School Jhajjar

Class- I  
Subject- EVS

Name: .....

Section: .....

## Weekly Meal Plan

	Breakfast	Snack	Lunch	Snack	Dinner
Monday					
Tuesday					
Wednesday					
Thursday					
Friday					
Saturday					
Sunday					

## Numbers as words (0-20)

---

Grade 1 Numbers Worksheet

Circle the correct number for each word.

eight	5	13	8
sixteen	16	6	19
fourteen	14	24	4
twenty	2	12	20
ten	9	10	2
three	3	6	9
thirteen	16	13	4
nineteen	9	16	19
eleven	11	12	1
twelve	12	11	1

---

# D.A.V. Police School Jhajjar

Assignment (Class - 4 )

Subject - Math

Name \_\_\_\_\_

Section \_\_\_\_\_

## NUMBER NAMES

**FIND MISSING LETTERS AND WRITE**

1- ONE

2- T\_\_

3- T\_\_E

4- F\_\_R

5- \_\_\_E

6- \_\_\_

7- S\_\_N

8- E\_\_T

9- N\_\_

10- \_\_\_

11- E\_\_\_N

12- TW\_\_\_

13- T\_\_\_TEEN

14- FOUR\_\_\_

15- FIF\_\_\_

16- SIX\_\_\_

17- SE\_\_\_\_\_EN

18- \_\_\_\_\_EEN



19- \_\_\_\_\_TEEN


20- TW\_\_\_


# 'आ' मात्रा अनुच्छेद


चित्रों के नाम लिखकर अनुच्छेद पूरा करो


(अध्यापिका / अभिभावक पढ़कर मदद करें।)


एक  ..... था। घर की 


..... पर  ..... के पेड़ की छाया

थी। राम छाया में बैठकर  .....


पढ़ता था। एक बार एक  .....

राम के ऊपर गिरा। राम के  .....

खराब हो गए। राम  ..... पर

जाकर नहाया। फिर  .....

छा गए। पानी बरसा। राम ने बारिश में

एक  ..... रख दिया। टब

भर गया।



दिए गए गद्यांश को पढ़कर प्रश्नों के उत्तर दीजिए-

## अभ्यास आ मात्रा

राधा बाजार जा | आकर पाठशाला का काम कर | आज का काम आज कर | दादा, नाना, मामा, चाचा का कहा मान | बादाम डालकर हलवा बना | खाना खाकर थाल इधर रख | राजन बाजा ला | साथ-साथ गाना गा |

प्रश्न 1 बाजार कौन जाता है ?

(i) राधा (ii) दादा (iii) नाना (iv) मामा

प्रश्न 2 आज का काम कब करना चाहिए ?

(i) कल (ii) आज (iii) परसों (iv) कभी नहीं

प्रश्न 3 क्या डालकर हलवा बना ?

(i) नारियल (ii) अखरोट (iii) बादाम (iv) काजू



## Mat the Dog

I have a dog.

His name is Mat.

My dog is big.

My dog is brown.



1. I have a \_\_\_\_\_.

- a. pig
- b. dog
- c. frog



2. His name is \_\_\_\_\_.

- a. Max
- b. Mat
- c. Rex



3. My Dog is \_\_\_\_\_.

- a. big and brown
- b. little and brown
- c. big and little



Name: \_\_\_\_\_


## Max the Cat

I have a cat.

His name is Max.

My cat is fat.

My cat is orange.



1. I have a \_\_\_\_\_.

- a. cat
- b. bat
- c. rat



2. His name is \_\_\_\_\_.

- a. Mat
- b. Max
- c. Rex



3. My cat is \_\_\_\_\_.

- a. fat and black
- b. fat and orange
- c. little and orange



-at

## Cat Has a Hat

Nat has a big cat.  
The cat has a big hat.  
The cat is on a mat.  
It is a big mat.  
Nat likes the hat.  
Nat likes the mat.  
Nat likes the big cat.



1. Nat has a \_\_\_\_\_.

- dog
- rat
- cat

3. Nat's cat is \_\_\_\_\_.

- big
- little
- red

2. Where is the cat?

- in the tub
- on a mat
- on a bed

4. Who has a cat?

\_\_\_\_\_

.....

\_\_\_\_\_

# Before, Between, and After

Name \_\_\_\_\_ Date \_\_\_\_/\_\_\_\_/\_\_\_\_

Write the numbers that come before, between, or after the given numbers.

Before	Between	After
_____ 77	80 _____ 82	34 _____
_____ 87	59 _____ 61	54 _____
_____ 14	11 _____ 13	56 _____
_____ 19	78 _____ 80	15 _____
_____ 28	89 _____ 91	12 _____
_____ 40	22 _____ 24	28 _____
_____ 55	44 _____ 46	49 _____
_____ 63	55 _____ 57	99 _____
_____ 54	10 _____ 12	72 _____
_____ 81	15 _____ 17	11 _____
_____ 90	21 _____ 23	33 _____
_____ 93	26 _____ 28	74 _____
_____ 34	29 _____ 31	25 _____

Name: \_\_\_\_\_







## Tens and Ones

**Directions:** Read the numbers below. Write the amount of tens and ones for each number.

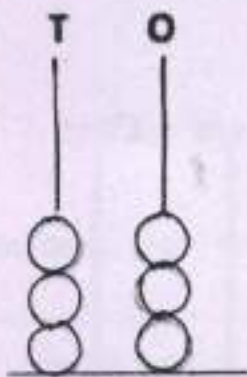
53	=	5	tens	+	3	ones
78	=	___	tens	+	___	ones
45	=	___	tens	+	___	ones
29	=	___	tens	+	___	ones
70	=	___	tens	+	___	ones
18	=	___	tens	+	___	ones
36	=	___	tens	+	___	ones
82	=	___	tens	+	___	ones
61	=	___	tens	+	___	ones
57	=	___	tens	+	___	ones

# Numbers on the Abacus

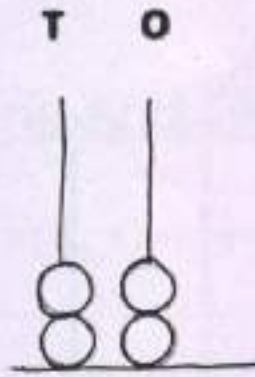
Draw beads on the Abacus for the given numbers.




What number does the abacus show?




$$\underline{\quad} + \underline{\quad} = \underline{\quad}$$



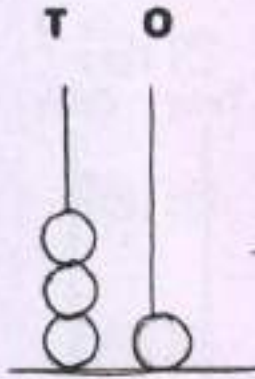
$$\underline{\quad} + \underline{\quad} = \underline{\quad}$$



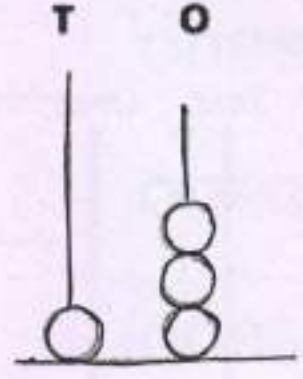
$$\underline{\quad} + \underline{\quad} = \underline{\quad}$$



$$\underline{\quad} + \underline{\quad} = \underline{\quad}$$



$$\underline{\quad} + \underline{\quad} = \underline{\quad}$$



$$\underline{\quad} + \underline{\quad} = \underline{\quad}$$

Fill in the correct tens and ones for the given numbers:

a)  $46 = \underline{\quad}$  tens +  $\underline{\quad}$  Ones

b)  $50 = \underline{\quad}$  tens +  $\underline{\quad}$  Ones

c)  $34 = \underline{\quad}$  tens +  $\underline{\quad}$  Ones

d)  $9 = \underline{\quad}$  tens +  $\underline{\quad}$  Ones

# Comparing Numbers



## Grade 1 Number Patterns Worksheet

Circle the bigger numbers.

Circle the smaller numbers.

A. 36 24

I. 58 27

B. 27 72

J. 41 14

C. 64 65

K. 22 28

D. 71 51

L. 26 32

E. 45 55

M. 63 36

F. 19 13

N. 27 16

G. 20 40


O. 11 10

H. 17 12

P. 18 19

Q1. Put things in order. Begin with tallest and write

Drag and drop the numbers.



Q1. Put things in order. Begin with thickest and write

Drag and drop the numbers.





## COMPARING NUMBERS TO 100 SHEET 5

> is greater than	< is less than	= is equal to
$10 > 7$	$3 < 6$	$7 = 7$

1) 14 \_\_\_ 19

11) 31 \_\_\_ 73

2) 21 \_\_\_ 50

12) 28 \_\_\_ 44

3) 30 \_\_\_ 15

13) 45 \_\_\_ 27

4) 17 \_\_\_ 12

14) 39 \_\_\_ 51

5) 52 \_\_\_ 52

15) 70 \_\_\_ 55

6) 47 \_\_\_ 45

16) 52 \_\_\_ 63

7) 28 \_\_\_ 31

17) 47 \_\_\_ 56

8) 81 \_\_\_ 68

18) 26 \_\_\_ 23

9) 66 \_\_\_ 57

19) 90 \_\_\_ 67

10) 42 \_\_\_ 84

20) 58 \_\_\_ 58

I. Ring the smaller number

57      75

86      68

bigger number

89      91

72      67

II. What number comes:

before

\_\_\_\_\_ 80

\_\_\_\_\_ 72

after

99 \_\_\_\_\_

59 \_\_\_\_\_



III. Rearrange from the smallest to the biggest:

25	86	43	17

IV. Rearrange from the biggest to the smallest:

58	79	20	94

V. Write the number:

5 tens and 3 ones is \_\_\_\_\_

7 tens and 8 ones is \_\_\_\_\_

9 tens and 4 ones is \_\_\_\_\_



# D.A.V. Police School Jhajjar

Assignment (Class - I )

Subject - Math

Name \_\_\_\_\_

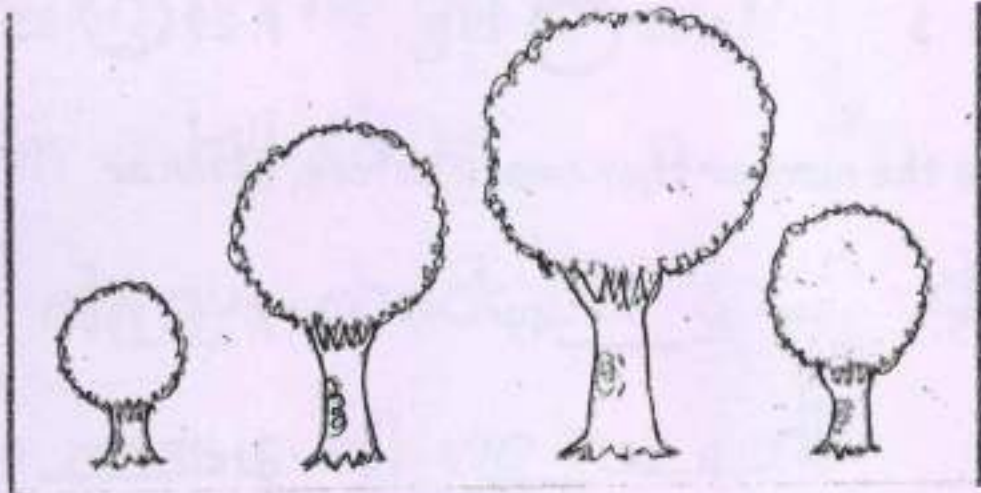
Section \_\_\_\_\_

Father's Name \_\_\_\_\_

Roll No \_\_\_\_\_

Color

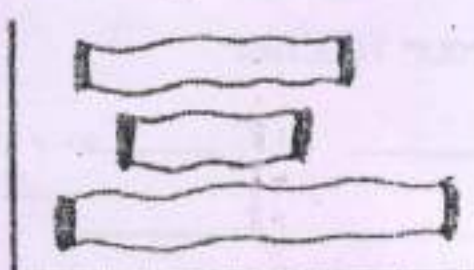
the tallest one.




the biggest.



the longest one.




Colour the thinnest one.



# Mathematics

## Concepts Numbers 0-100

😊 How many tens and ones?



\_\_\_\_\_ tens \_\_\_\_\_ ones = \_\_\_\_\_

\_\_\_\_\_ tens \_\_\_\_\_ ones = \_\_\_\_\_

♥ Write greater than > < less than or equal to =

a. 75 ○ 65

b. 41 ○ 57

c. 99 ○ 99

d. 9 ○ 3

e. 15 ○ 15

f. 29 ○ 35

☀ Write the number that comes before, after or between.

g. \_\_\_\_\_, 57

h. \_\_\_\_\_, 49

i. \_\_\_\_\_, 77

j. 88, \_\_\_\_\_

k. 34, \_\_\_\_\_

l. 25, \_\_\_\_\_

m. 7, \_\_\_\_\_, 9

n. 19, \_\_\_\_\_, 21

o. 66, \_\_\_\_\_, 68

🗨 Fill in the missing numbers.

p. 89 = \_\_\_\_\_ tens and \_\_\_\_\_ ones

q. 54 = \_\_\_\_\_ tens and \_\_\_\_\_ ones

r. 95 = \_\_\_\_\_ tens and \_\_\_\_\_ ones

✍ Write the number called by your teacher.

s. \_\_\_\_\_

t. \_\_\_\_\_

u. \_\_\_\_\_

v. \_\_\_\_\_

w. \_\_\_\_\_

x. \_\_\_\_\_

y. \_\_\_\_\_

z. \_\_\_\_\_

Name: \_\_\_\_\_

Write ee on the lines.

ee

# Driving a Jeep


We're steering in our jeep,

hearing horns go b\_\_\_\_p.

down a hill so st\_\_\_\_p.

We always check our sp\_\_\_\_d.

now gas is all we n\_\_\_\_d!



the jeep

Name \_\_\_\_\_

# Circle the Word



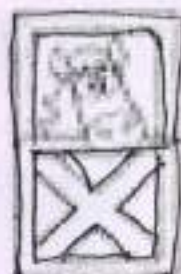
mall  
fall



small  
ball



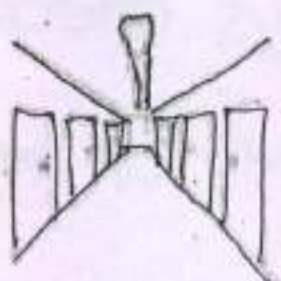
tall  
call



call  
stall



ball  
hall



fall  
hall



fall  
call



fall  
mall

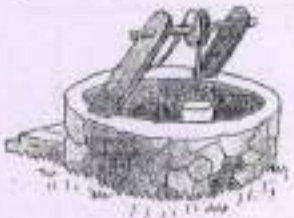


wall  
small



ball  
wall

See each picture and select a word from the help box that names the picture.



Help box

yell	fell
bell	well
wall	tall
hill	ball
mill	doll



Make sentences with given words.

bee

---

---

---

green

---

---

---

mango

---

---

---

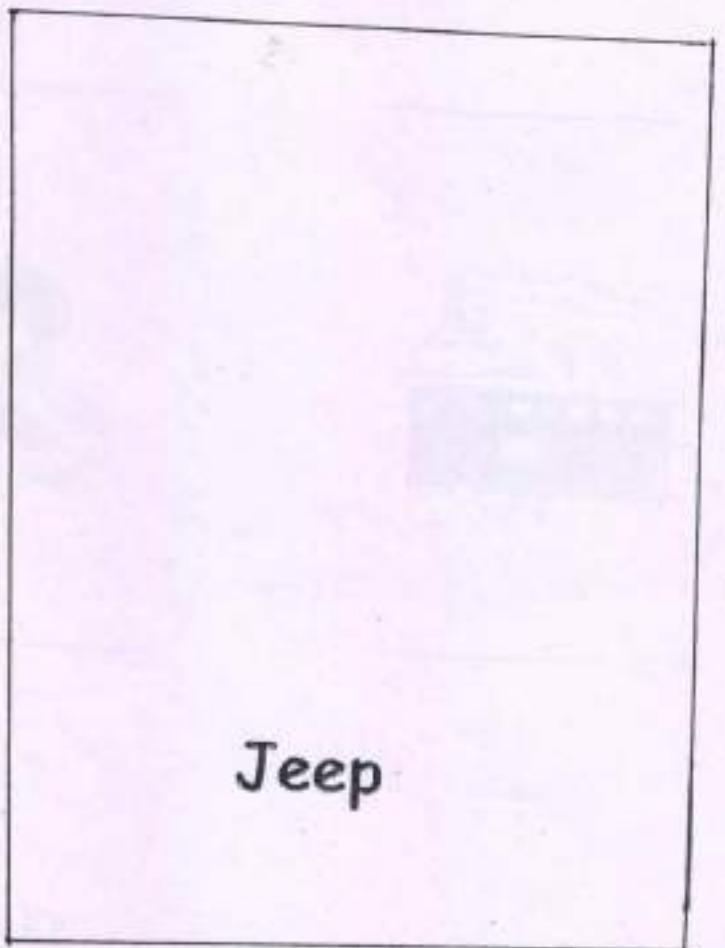
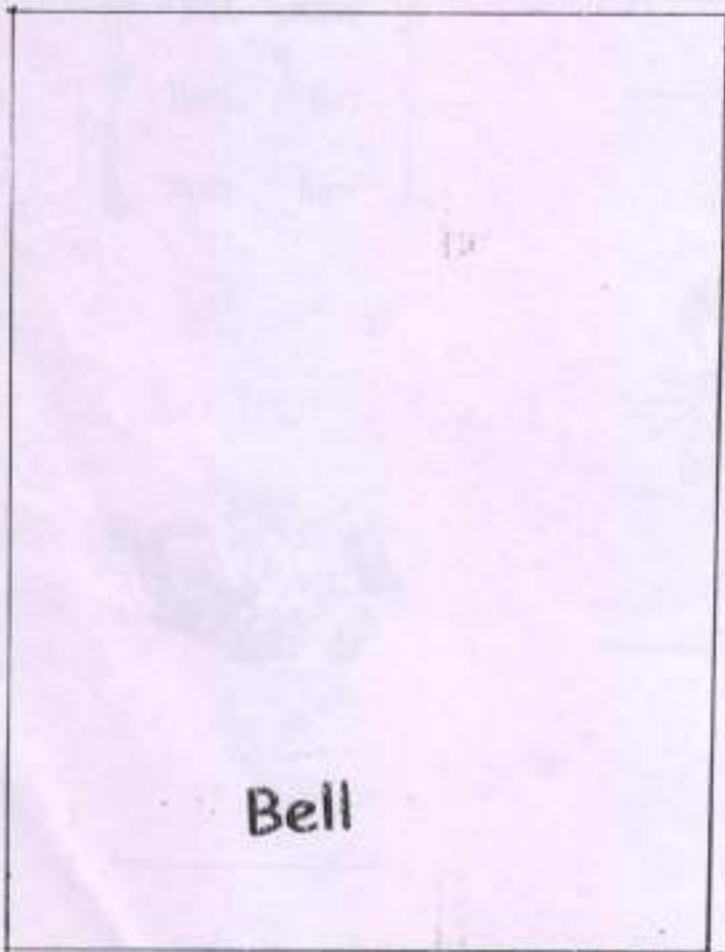
car

---

---

---

Draw the picture for the given words.







Write 'ee' sound words.

\_\_\_\_\_

\_\_\_\_\_

\_\_\_\_\_




Write 'll' sound words.

\_\_\_\_\_

\_\_\_\_\_

\_\_\_\_\_



Rhyming words.

Bell

—

\_\_\_\_\_

\_\_\_\_\_

Keep

—

\_\_\_\_\_

\_\_\_\_\_

sell

—

\_\_\_\_\_

\_\_\_\_\_

hill

—

\_\_\_\_\_

\_\_\_\_\_

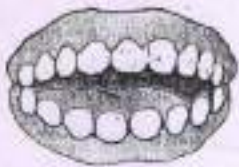
Match the pictures with their respective sounds.



10



ee



Circle words with 'ee' sound.

cake

horn

bee

lake

vase

tree

seed

teeth

Draw a picture with 'ee' sound.

wheels

# e Sound as in Feet



Complete the words and read them.

m \_ \_ t

f \_ \_ t

b \_ \_ t

s l \_ \_ p

p \_ \_ p

F \_ \_ l

b \_ \_

k \_ \_ p

n \_ \_ d

F \_ \_ d

str \_ \_ t

h \_ \_ l

PHONICS

EE SOUND

COMPLETE WITH THE CORRECT ANSWER.

Bee / Tree / Knee / Sheep / Three / Sleep / Green / Feet

